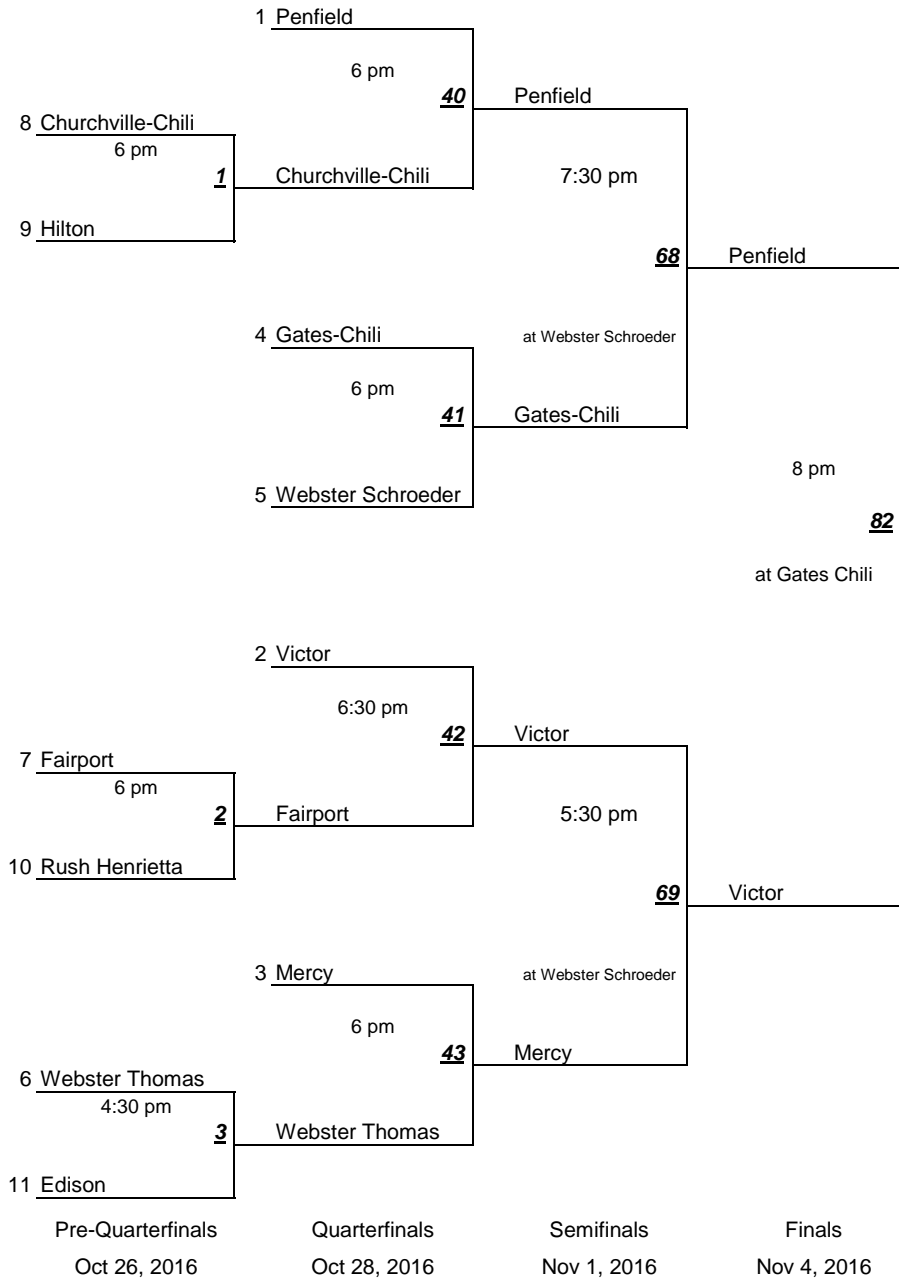


Section V Girls Volleyball Brackets 2016

Class AA

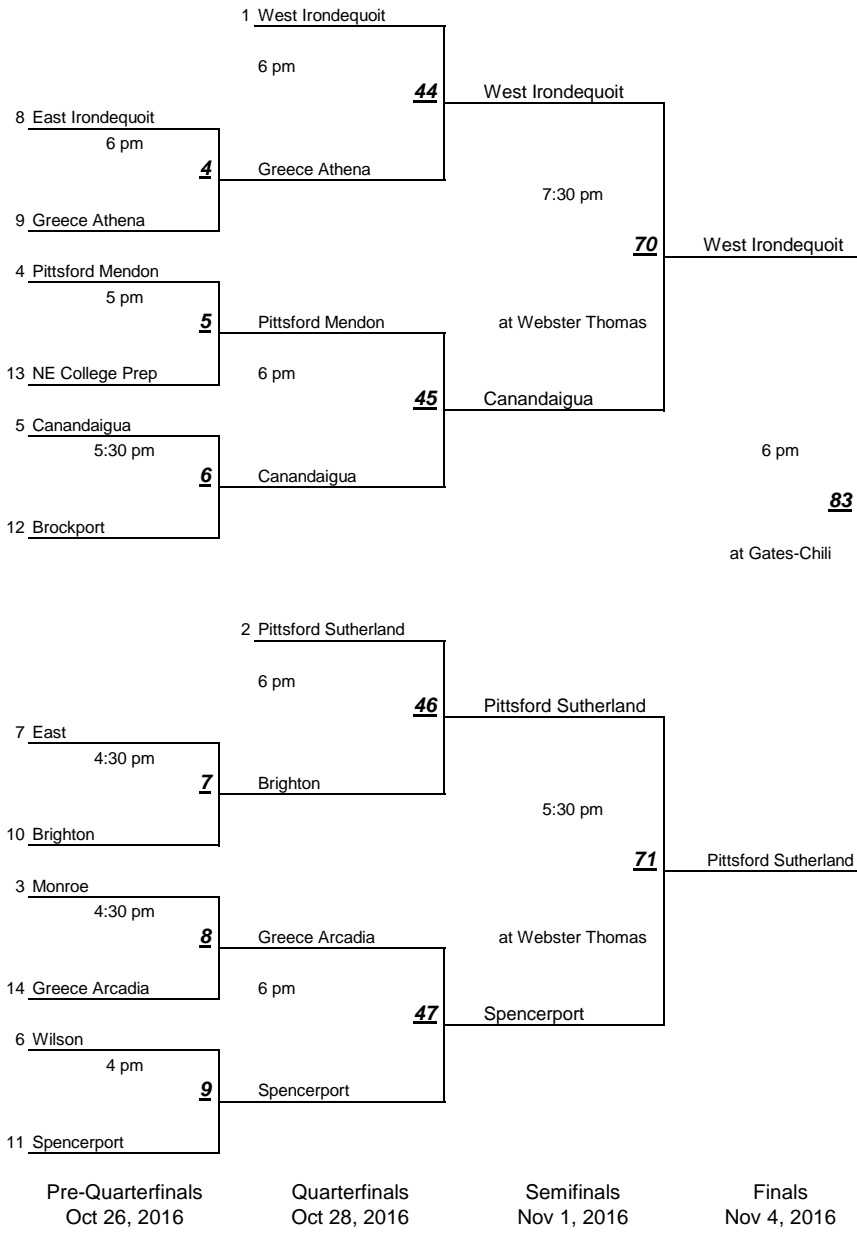


Final Seeding	Points	Record
1. Penfield	4.800	15-0
2. Victor	3.875	13-3
3. Mercy	3.250	9-3
4. Gates-Chili	3.118	11-6
5. Webster Schroeder	3.000	10-5
6. Webster Thomas	2.588	10-7
7. Fairport	2.529	9-8
8. Churchville-Chili	2.000	8-9
9. Hilton	0.933	3-12
10. Rush Henrietta	0.842	4-15
11. Edison	0.800	3-12

All games up to the semifinals are at the higher seed unless noted

Section V Girls Volleyball Brackets 2016


Class A



Final Seeding	Points	Record
1. <u>West Irondequoit</u>	4.611	15-3
2. <u>Pittsford Sutherland</u>	4.067	13-2
3. <u>Monroe</u>	3.800	12-3
4. <u>Pittsford Mendon</u>	3.500	12-4
5. <u>Canandaigua</u>	3.062	10-6
6. <u>Wilson</u>	2.824	10-7
7. <u>East</u>	2.267	7-8
8. <u>East Irondequoit</u>	2.056	8-10
9. <u>Greece Athena</u>	1.368	5-14
10. <u>Brighton</u>	1.263	5-14
11. <u>Spencerport</u>	0.833	3-15
12. <u>Brockport</u>	0.824	3-14
13. <u>NE College Prep</u>	0.357	1-13
14. <u>Greece Arcadia</u>	0.000	0-15

All games up to the semifinals are at the higher seed unless noted

Section V Girls Volleyball Brackets 2016

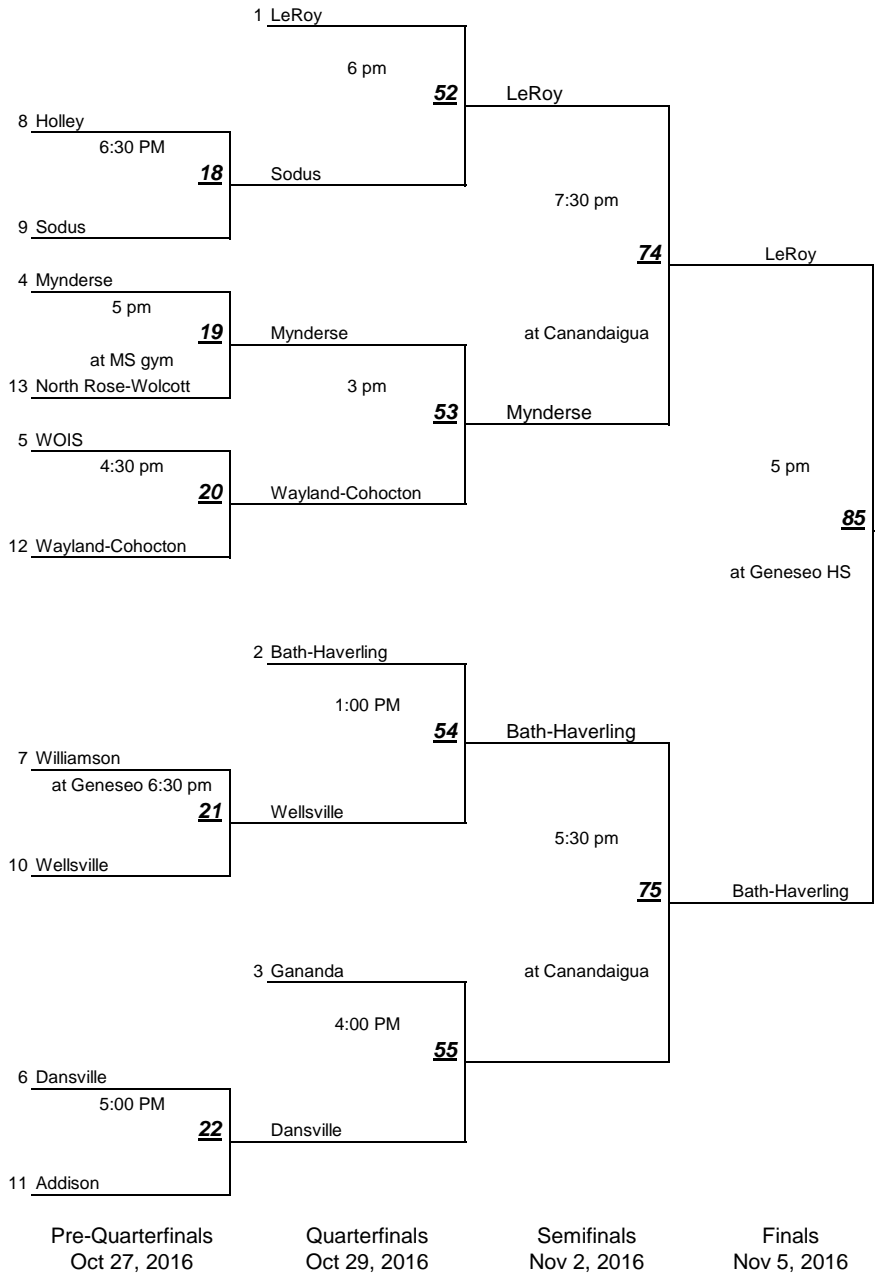


Final Seeding	Points	Record
1. School of the Arts	5.471	17-0
2. Honeoye Falls-Lima	5.333	14-1
3. Palmyra-Macedon	4.438	15-1
4. Livonia	4.056	16-2
5. Wayne	3.750	12-4
6. Waterloo	3.529	13-4
7. Attica	2.750	11-5
8. Batavia	2.722	9-9
9. Aquinas	2.625	10-6
10. Penn Yan	2.250	8-8
11. Newark	2.071	6-8
12. Franklin	1.765	5-12
13. Midlakes	1.632	7-12
14. Geneva	1.133	4-11
15. Greece Olympia	0.786	2-12
16. Hornell	0.235	1-16

All games up to the semifinals are at the higher seed unless noted

Section V Girls Volleyball Brackets 2016

Class C1

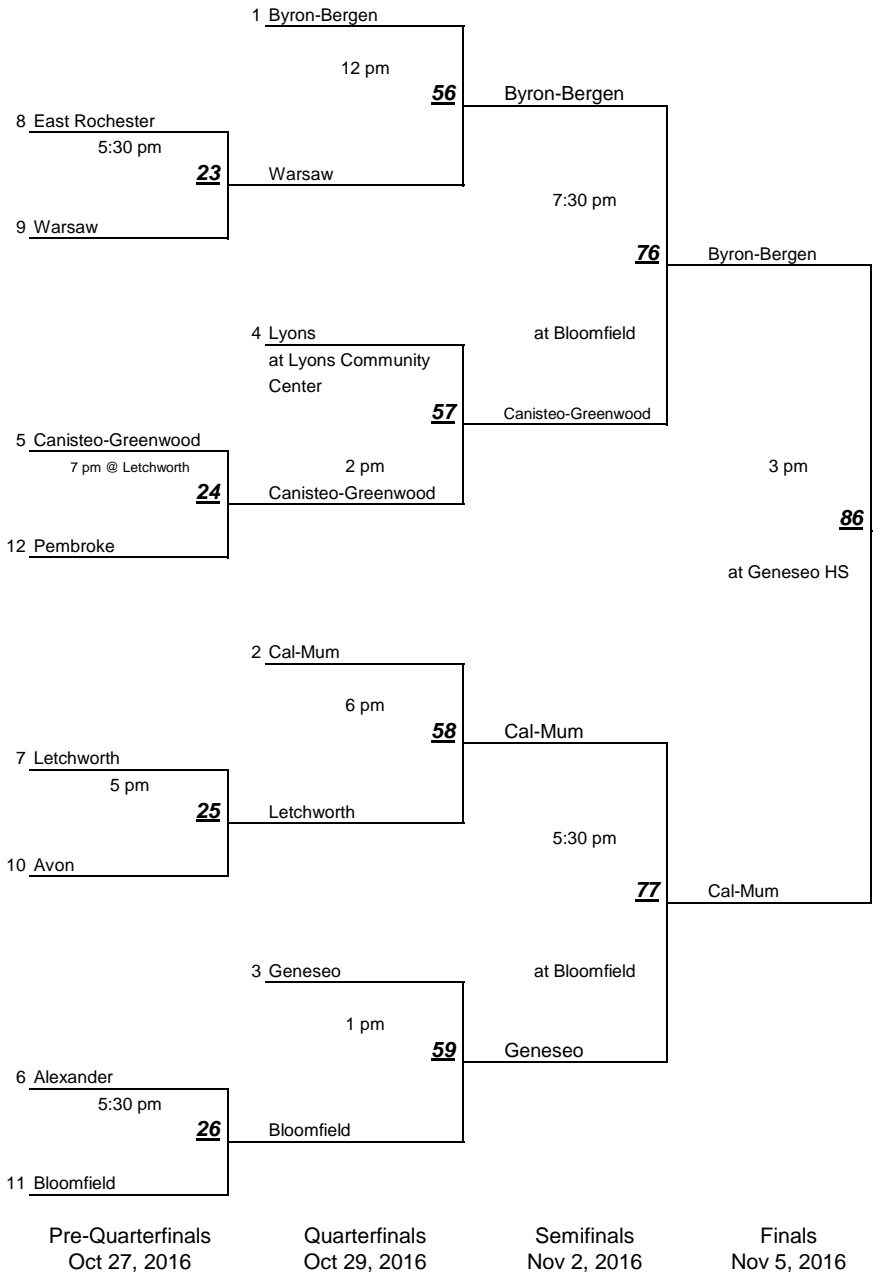


Final Seeding	Points	Record
1. LeRoy	4.353	15-2
2. Bath-Haverling	3.941	14-3
3. Gananda	3.333	13-5
4. Mynderse	2.737	12-7
5. WOIS	2.333	6-9
6. Dansville	1.765	6-11
7. Williamson	1.533	5-10
8. Holley	1.250	6-14
9. Sodus	1.118	4-13
10. Wellsville	1.000	4-14
11. Addison	0.727	2-9
12. Wayland-Cohocton	0.550	2-18
13. North Rose-Wolcott	0.000	0-20

All games up to the semifinals are at the higher seed unless noted

Section V Girls Volleyball Brackets 2016

Class C2




Final Seeding	Points	Record
1. <u>Byron-Bergen</u>	4.562	15-1
2. <u>Cal-Mum</u>	4.421	18-1
3. <u>Geneseo</u>	4.056	16-2
4. <u>Lyons</u>	3.474	14-5
5. <u>Canisteo-Greenwood</u>	3.000	10-6
6. <u>Alexander</u>	2.875	11-5
7. <u>Letchworth</u>	2.850	12-8
8. <u>East Rochester</u>	2.625	9-7
9. <u>Warsaw</u>	1.941	7-10
10. <u>Avon</u>	1.800	8-12
11. <u>Bloomfield</u>	1.611	7-11
12. <u>Pembroke</u>	0.765	3-14

All games up to the semifinals are at the higher seed unless noted

Section V Girls Volleyball Brackets 2016

Class D1

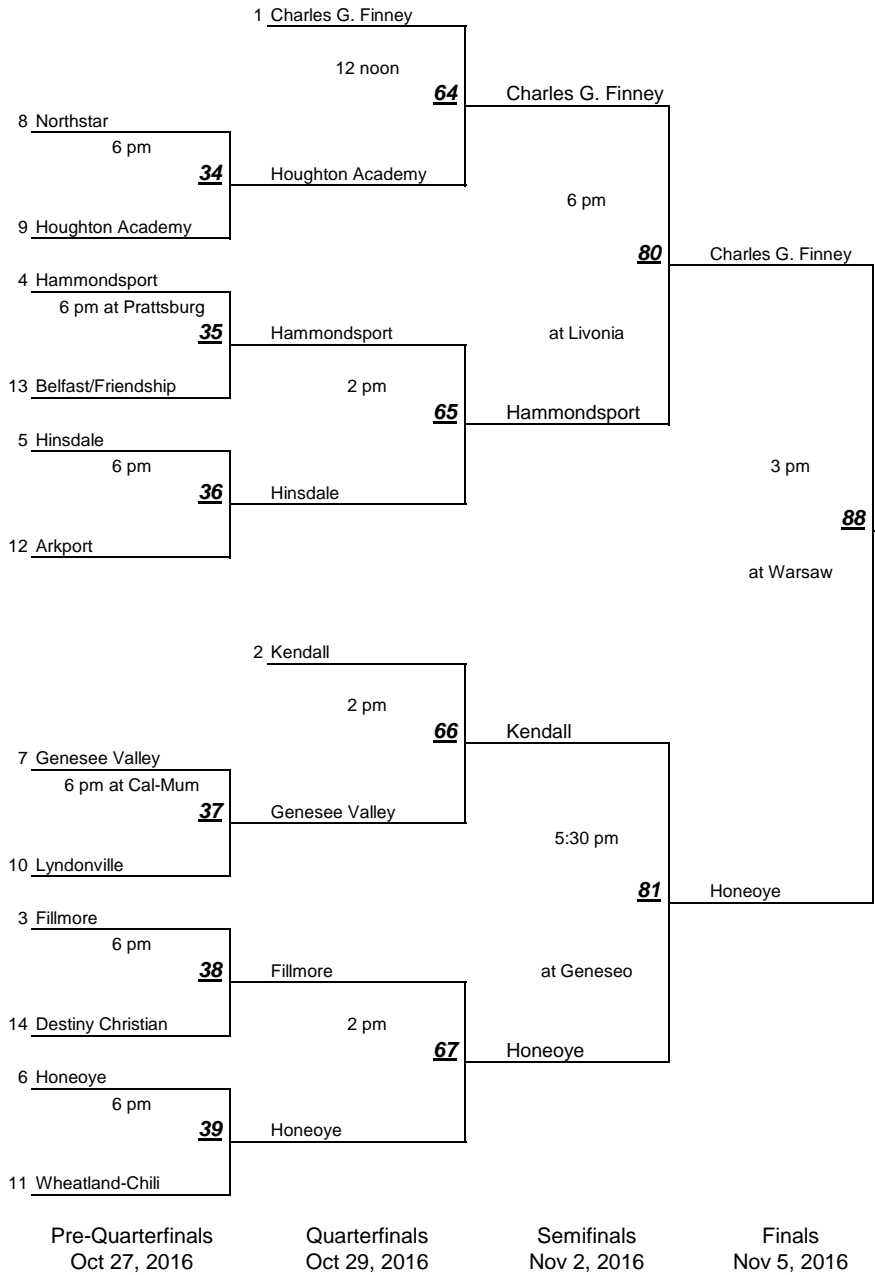


Final Seeding	Points	Record
1. Bishop Kearney	4.765	15-2
2. Cuba-Rushford	4.667	16-2
3. Bolivar-Richburg	4.625	14-2
4. Oakfield-Alabama	3.622	13-6
5. Campbell-Savona	3.588	11-6
6. Pavilion	3.500	13-7
7. South Seneca	3.462	8-5
8. Harley-Allendale Columbia	3.062	9-7
9. York	2.667	9-9
10. Clyde-Savannah	2.300	8-12
11. Notre Dame	2.125	6-10
12. Perry	1.789	6-13
13. Marion	1.200	4-16
14. Rochester Academy Charter	0.714	2-12
15. Keshequa/Mt. Morris	0.316	1-18

All games up to the semifinals are at the higher seed unless noted

Section V Girls Volleyball Brackets 2016

Class D2



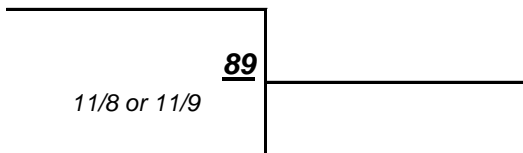
Final Seeding	Points	Record
1. Charles G. Finney	3.471	11-6
2. Kendall	3.316	12-7
3. Fillmore	3.250	10-6
4. Hammondspport	2.750	8-8
5. Hinsdale	2.500	8-8
6. Honeoye	2.353	7-10
7. Genesee Valley	2.222	8-10
8. Northstar	2.167	5-7
9. Houghton Academy	1.923	5-8
10. Lyndonville	1.400	5-15
11. Wheatland-Chili	0.300	1-19
12. Arkport	0.000	0-15
13. Belfast/Friendship	0.000	0-15
14. Destiny Christian	0.000	0-6

All games up to the semifinals are at the higher seed unless noted

Section V Girls Volleyball Brackets 2016

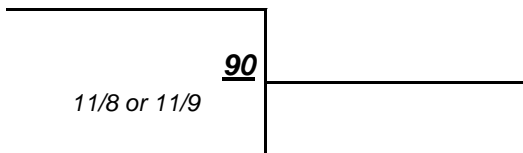
Class C

Regional Playoffs Class C



Class D

Regional Playoffs Class D



Playoffs

Section V Girls Volleyball Brackets 2016

Western Regionals

Class AA **91**
Sat., 11/12
at Section 5

Class A **92**
Sat., 11/12
at Section 5

Class B **93**
Sat., 11/12
at Section 5

Class C **94**
Sat., 11/12
at Section 5

Class D **95**
Sat., 11/12
at Section 5

Regionals